
CTTN antibody

Product Information

Catalog No.:	FNab01886
Size:	100µg
Form:	liquid
Purification:	Immunogen affinity purified
Purity:	≥95% as determined by SDS-PAGE
Host:	Rabbit
Clonality:	polyclonal
Clone ID:	None
IsoType:	IgG
Storage:	PBS with 0.02% sodium azide and 50% glycerol pH 7.3, -20°C for 12 months(Avoid repeated freeze / thaw cycles.)

Background

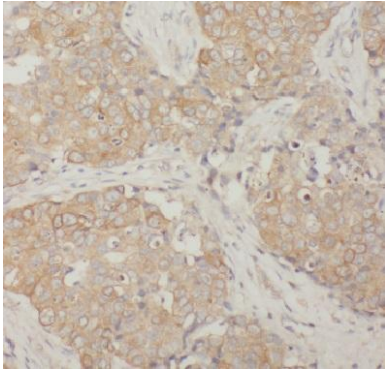
None

Immunogen information

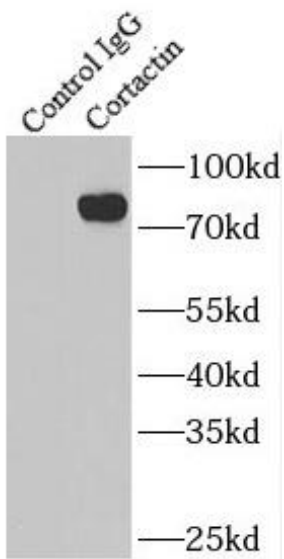
Immunogen:	cortactin
Synonyms:	Src substrate cortactin Amplaxin Oncogene EMS1 CTTN EMS1
Observed MW:	75~80 kDa
Uniprot ID :	Q14247

Application


Reactivity:	Human, Mouse, Rat
Tested Application:	ELISA, WB, IHC, FC, IF, IP
Recommended dilution:	WB: 1:500-1:2000; IP: 1:200-1:1000; IHC: 1:20-1:200; IF: 1:20-1:200
Image:	



Immunohistochemistry of paraffin-embedded human breast cancer using FNab01886(CTTN antibody) at dilution of 1:100



IP result of anti-Cortactin(IP:FNab01886, 4ug; Detection:FNab01886 1:1000) with MCF-7 cells lysate 2400 ug



HeLa cells were subjected to SDS PAGE followed by western blot with FNab01886(CTTN antibody) at dilution of 1:500