

RP01079

Leader in Biomolecular Solutions for Life Science



Recombinant Mouse IL-21R/CD360 Protein

Catalog No.: RP01079 **Recombinant**

Sequence Information

Species	Gene ID	Swiss Prot
HEK293 cells	60504	Q9JHX3

Tags

C-His

Synonyms

CD360;NILR;IL-21 R;IL-21 receptor;IL21R;IL-21R;interleukin 21 receptor;interleukin-21 receptor;;IL21R

Product Information

Source	Purification
HEK293 cells	> 97% by SDS-PAGE.

Endotoxin

< 0.1 EU/μg of the protein by LAL method.

Formulation

Lyophilized from a 0.22 μm filtered solution of PBS, pH 7.4. Contact us for customized product form or formulation.

Reconstitution

Centrifuge the vial before opening. Reconstitute to a concentration of 0.1-0.5 mg/mL in sterile distilled water. Avoid vortex or vigorously pipetting the protein. For long term storage, it is recommended to add a carrier protein or stabilizer (e.g. 0.1% BSA, 5% HSA, 10% FBS or 5% Trehalose), and aliquot the reconstituted protein solution to minimize free-thaw cycles.

Background

Interleukin-21 receptor, also known as IL-21 receptor, IL-21R, Novel interleukin receptor, IL21R and NILR, is a single-pass type I membrane protein which belongs to the type I cytokine receptor family and Type 4 subfamily. Interleukin-21 (IL-21) belongs to a family of cytokines, and has been shown to form a heterodimeric receptor complex with the common gamma-chain, a receptor subunit also shared by the receptors for interleukin 2, 4, 7, 9, and 15. This receptor transduces the growth promoting signal of IL21, and is important for the proliferation and differentiation of T cells, B cells, and natural killer (NK) cells. The ligand binding of this receptor leads to the activation of multiple downstream signaling molecules, including JAK1, JAK3, STAT1, and STAT3.

Basic Information

Description

Recombinant Mouse IL-21R/CD360 Protein is produced by HEK293 cells expression system. The target protein is expressed with sequence (Cys20-Pro236) of mouse IL-21R/Interleukin-21 Receptor (Accession #NP_068687.1) fused with a 6×His tag at the C-terminus.

Bio-Activity

Measured by its binding ability in a functional ELISA. Immobilized Recombinant Mouse IL21R at 2 μg/mL (100 μL/well) can bind Recombinant Human IL-21 with a linear range of 0.128-83.57 ng/mL.

Storage

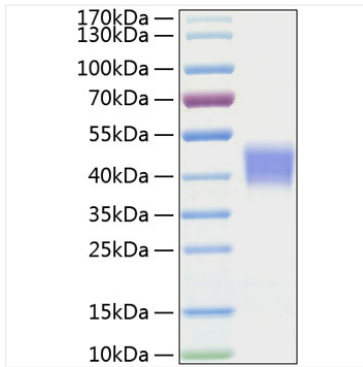
Store at -20°C. Store the lyophilized protein at -20°C to -80 °C up to 1 year from the date of receipt. After reconstitution, the protein solution is stable at -20°C for 3 months, at 2-8°C for up to 1 week. Avoid repeated freeze/thaw cycles.

Contact

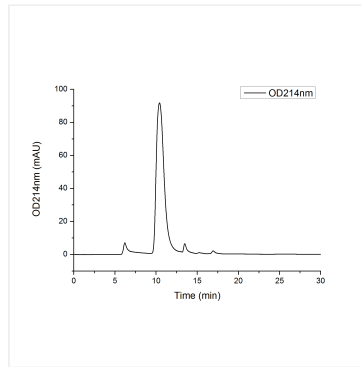


www.abclonal.com

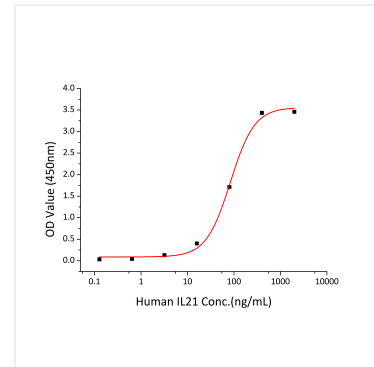
Validation Data



Recombinant Mouse IL-21R/CD360 Protein was determined by SDS-PAGE with Coomassie Blue, showing a band at 38-50 kDa.



The purity of Mouse IL-21R/Interleukin-21 Receptor Protein (Cat.RP01079) was greater than 90% as determined by SEC-HPLC.



Immobilized Recombinant Mouse IL21R at 2 μ g/mL (100 μ L/well) can bind Recombinant Human IL-21 with a linear range of 0.128-83.57 ng/mL.