

ACSM3 antibody

Product Information

Catalog No.:	FNab00111
Size:	100µg
Form:	liquid
Purification:	Immunogen affinity purified
Purity:	≥95% as determined by SDS-PAGE
Host:	Rabbit
Clonality:	polyclonal
Clone ID:	None
IsoType:	IgG
Storage:	PBS with 0.02% sodium azide and 50% glycerol pH 7.3, -20°C for 12 months(Avoid repeated freeze / thaw cycles.)

Background

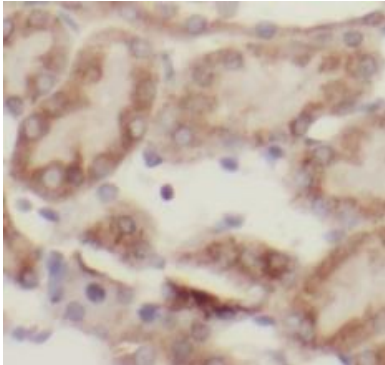
Has medium-chain fatty acid:CoA ligase activity with broad substrate specificity(in vitro). Acts on acids from C(4) to C(11) and on the corresponding 3-hydroxy-and 2,3-or 3,4-unsaturated acids(in vitro)(By similarity).

Immunogen information

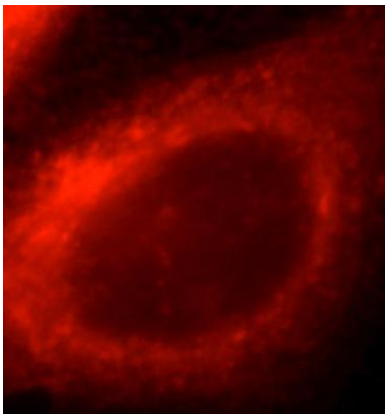
Immunogen:	acyl-CoA synthetase medium-chain family member 3
Synonyms:	Acyl-coenzyme A synthetase ACSM3, mitochondrial Acyl-CoA synthetase medium-chain family member 3 Butyrate--CoA ligase 3 Butyryl-coenzyme A synthetase 3 Middle-chain acyl-CoA synthetase 3 Propionate--CoA ligase Protein SA homolog ACSM3 SAH
Observed MW:	66 kDa
Uniprot ID :	Q53FZ2

Application

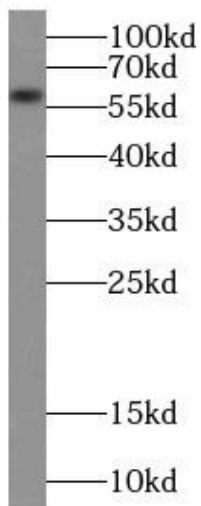
Reactivity:	Human, Mouse, Rat
Tested Application:	ELISA, WB, IF, IHC, FC
Recommended dilution:	WB: 1:500-1:1000; IF: 1:10-1:100; IHC: 1:20-1:200
Image:	



Immunohistochemistry of paraffin-embedded human kidney tissue slide using FNab00111(ACSM3 Antibody) at dilution of 1:50



Immunofluorescent analysis of HepG2 cells, using ACSM3 antibody FNab00111 at 1:25 dilution and Rhodamine-labeled goat anti-rabbit IgG (red).



HEK-293 cells were subjected to SDS PAGE followed by western blot with FNab00111(ACSM3 antibody) at dilution of 1:500